












Caregivers Needs Assessment






| 1. Please check the one that best describes you: | | | |
|---|--|--------------------------|----------------|
| | | Response Percent | Response Count |
| I provide care for a family member – unpaid | | 84.1% | 58 |
| I provide care for a family member and am paid for this service | | 7.2% | 5 |
| I provide care for a non-family member – unpaid | | 1.4% | 1 |
| I provide care for a non-family member and am paid for this service | | 7.2% | 5 |
| Other (please specify) | | | 8 |
| | | answered question | 69 |
| | | skipped question | 5 |

| 2. Do you care for more than one person? | | | |
|--|--|--------------------------|----------------|
| | | Response Percent | Response Count |
| Yes | | 18.9% | 14 |
| No | | 81.1% | 60 |
| | | answered question | 74 |
| | | skipped question | 0 |

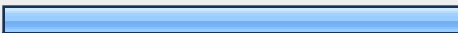



| 3. Where does the older person you care for live? (Please mark one answer) | | | |
|---|---|-------------------------|-----------------------|
| | | Response Percent | Response Count |
| In their own house |  | 34.4% | 22 |
| In your house |  | 39.1% | 25 |
| Market rate apartment |  | 6.3% | 4 |
| Subsidized apartment (e.g., Section 8, Section 202, Section 811, etc.) |  | 4.7% | 3 |
| Assisted living facility |  | 9.4% | 6 |
| Skilled nursing facility | | 0.0% | 0 |
| Adult Foster Care |  | 6.3% | 4 |
| | Other (please specify) | | 9 |
| | <i>answered question</i> | | 64 |
| | <i>skipped question</i> | | 10 |

| 4. Activities of daily living (ADLs) are recognized as the tasks of everyday life. Which of the following activities does the person you are caring for require assistance in order to complete? (Please check all that apply) | | | |
|---|--|-------------------------|-----------------------|
| | | Response Percent | Response Count |
| Eating |  | 54.9% | 28 |
| Dressing |  | 74.5% | 38 |
| Getting into or out of a bed or chair |  | 58.8% | 30 |
| Taking a bath or shower |  | 86.3% | 44 |
| Using the toilet. |  | 47.1% | 24 |
| | <i>answered question</i> | | 51 |
| | <i>skipped question</i> | | 23 |




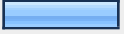





5. Instrumental activities of daily living (IADLs) are activities related to independent living. Which of the following activities does the person you are caring for require assistance in order to complete? (Please check all that apply)

| | | Response Percent | Response Count |
|-------------------|--|--------------------------|----------------|
| Preparing meals |  | 80.3% | 57 |
| Managing money |  | 83.1% | 59 |
| Shopping |  | 84.5% | 60 |
| Doing housework |  | 76.1% | 54 |
| Using a telephone |  | 46.5% | 33 |
| | | <i>answered question</i> | 71 |
| | | <i>skipped question</i> | 3 |



6. What types of additional services do you provide to the person you care for? (Please check all that apply)

| | | Response Percent | Response Count |
|-----------------------------|--|--------------------------|----------------|
| Home repair, cleaning |  | 70.8% | 46 |
| Computer assistance |  | 41.5% | 27 |
| Medical Appointments |  | 98.5% | 64 |
| Driving |  | 87.7% | 57 |
| | | Other (please specify) | 25 |
| | | <i>answered question</i> | 65 |
| | | <i>skipped question</i> | 9 |


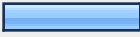





7. Where do you access the information about caregiving services that are available in your community? (Please check all that apply).








| | | Response Percent | Response Count |
|---------------------------------|--|--------------------------|----------------|
| Internet |  | 67.2% | 43 |
| Newspaper |  | 34.4% | 22 |
| Word of Mouth |  | 79.7% | 51 |
| Place of Worship |  | 17.2% | 11 |
| Friends and family |  | 64.1% | 41 |
| Medical community |  | 57.8% | 37 |
| 2-1-1 |  | 4.7% | 3 |
| Social Service or Public Agency |  | 62.5% | 40 |
| Caregiver support group |  | 28.1% | 18 |
| Other (please specify) | | | 13 |
| | | answered question | 64 |
| | | skipped question | 10 |

8. Have you ever tried to access services and been placed on a wait list or told there was no capacity to serve new people?


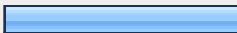



| | | Response Percent | Response Count |
|-----------|--|--------------------------|----------------|
| Yes |  | 22.1% | 15 |
| No |  | 77.9% | 53 |
| | | answered question | 68 |
| | | skipped question | 6 |

9. Which of the following resources would you find most useful when seeking information about care giving issues? (Please check all that apply)






| | | Response Percent | Response Count |
|---|---|-------------------------|-----------------------|
| Consultation in person with a caregiver resources specialist |  | 79.4% | 54 |
| Family counseling and mediation |  | 20.6% | 14 |
| Phone call to a caregiver resource specialist |  | 60.3% | 41 |
| Online interactive web based resource |  | 54.4% | 37 |
| Local television show about care giving resources |  | 14.7% | 10 |
| A library of resources with a caregiver reference librarian to help access resources |  | 33.8% | 23 |
| A caregiver resource center that has physical space and care for caregiver and family member as they make their decisions |  | 35.3% | 24 |
| | Other (please specify) | | 9 |
| | <i>answered question</i> | | 68 |
| | <i>skipped question</i> | | 6 |



| 10. Which of the following resources do you currently use? (Please check all that apply) | | | |
|---|---|--------------------------|----------------|
| | | Response Percent | Response Count |
| Consultation in person with a caregiver resources specialist |  | 47.6% | 20 |
| Family counseling and mediation |  | 14.3% | 6 |
| Phone call to a caregiver resource specialist |  | 40.5% | 17 |
| Online interactive web based resource |  | 42.9% | 18 |
| Local television show about care giving resources |  | 4.8% | 2 |
| A library of resources with a caregiver reference librarian to help access resources |  | 14.3% | 6 |
| A caregiver resource center that has physical space and care for caregiver and family member as they make their decisions |  | 14.3% | 6 |
| | | Other (please specify) | 15 |
| | | answered question | 42 |
| | | skipped question | 32 |



11. Looking several months into the future, how much care do you expect to give as compared to your current situation?



| | | Response Percent | Response Count |
|----------------------|---|--------------------------|----------------|
| Much more |  | 34.7% | 25 |
| A little more |  | 36.1% | 26 |
| The same amount |  | 20.8% | 15 |
| A little less |  | 1.4% | 1 |
| Much less |  | 6.9% | 5 |
| | | answered question | 72 |
| | | skipped question | 2 |



12. Thinking about the care you currently provide, how prepared do you consider yourself for addressing the needs of the person you are caring for?



| | | Response Percent | Response Count |
|----------------------------------|---|--------------------------|----------------|
| Very prepared |  | 24.3% | 17 |
| Somewhat prepared |  | 60.0% | 42 |
| Neither prepared, not unprepared |  | 7.1% | 5 |
| Somewhat unprepared |  | 5.7% | 4 |
| Very unprepared |  | 2.9% | 2 |
| | | answered question | 70 |
| | | skipped question | 4 |



| 13. As a caregiver, do you have a network of support? | | | |
|---|--|--------------------------|----------------|
| | | Response Percent | Response Count |
| Yes |  | 77.5% | 55 |
| No |  | 22.5% | 16 |
| | | <i>answered question</i> | 71 |
| | | <i>skipped question</i> | 3 |



| 14. As a caregiver, do you feel that the individuals in your network of care provide challenges that make your task more difficult? | | | |
|---|---|--------------------------|----------------|
| | | Response Percent | Response Count |
| Yes |  | 47.6% | 30 |
| No |  | 52.4% | 33 |
| | | <i>answered question</i> | 63 |
| | | <i>skipped question</i> | 11 |



| 15. Do you keep a journal of daily change, medications, etc. to assist with visits to a health care professional? (Please mark one answer) | | | |
|---|---|--------------------------|----------------|
| | | Response Percent | Response Count |
| Yes |  | 44.8% | 30 |
| No |  | 55.2% | 37 |
| | | Other (please specify) | 9 |
| | | <i>answered question</i> | 67 |
| | | <i>skipped question</i> | 7 |



| 16. Are legal matters in order for the person(s) you care for? (Please mark one answer) | | | |
|---|--|--------------------------|----------------|
| | | Response Percent | Response Count |
| Yes |  | 76.1% | 54 |
| No |  | 23.9% | 17 |
| | | <i>answered question</i> | 71 |
| | | <i>skipped question</i> | 3 |

| 17. Has a Power of Attorney been assigned for the person(s) you care for? (Please mark one answer) | | | |
|--|--|--------------------------|----------------|
| | | Response Percent | Response Count |
| Yes |  | 74.3% | 52 |
| No |  | 25.7% | 18 |
| | | <i>answered question</i> | 70 |
| | | <i>skipped question</i> | 4 |



| 18. Has an Advanced Directive been completed for the person(s)? (Please mark one answer) | | | |
|--|--|--------------------------|----------------|
| | | Response Percent | Response Count |
| Yes |  | 76.1% | 54 |
| No |  | 23.9% | 17 |
| | | <i>answered question</i> | 71 |
| | | <i>skipped question</i> | 3 |

| 19. Has a will been completed for the person(s) you care for? (Please mark one answer) | | | |
|--|--|--------------------------|----------------|
| | | Response Percent | Response Count |
| Yes |  | 76.8% | 53 |
| No |  | 23.2% | 16 |
| | | <i>answered question</i> | 69 |
| | | <i>skipped question</i> | 5 |











| 20. Does the person(s) you care for have the funds to provide for in-home support/respite care/facility placement? (Please mark one answer) | | | |
|---|---|--------------------------|----------------|
| | | Response Percent | Response Count |
| yes |  | 37.1% | 26 |
| No |  | 37.1% | 26 |
| | | <i>answered question</i> | 70 |
| | | <i>skipped question</i> | 4 |










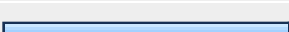
| 21. Do you believe that the person(s) you care for have benefits (Medicaid/LT insurance) that will provide you with support? (Please mark one answer) | | | |
|---|---|--------------------------|----------------|
| | | Response Percent | Response Count |
| Yes |  | 47.1% | 33 |
| No |  | 52.9% | 37 |
| | | <i>answered question</i> | 70 |
| | | <i>skipped question</i> | 4 |











22. Does the person(s) you care for have a team of medical providers that can assist you with care and support?
 (Please mark one answer)



| | | Response Percent | Response Count |
|-----|--|--------------------------|----------------|
| Yes |  | 80.0% | 56 |
| No |  | 20.0% | 14 |
| | | <i>answered question</i> | 70 |
| | | <i>skipped question</i> | 4 |




23. Which of the following services would you actually use to help reduce feelings of isolation experienced during extended care giving? (Please check all that apply).



| | | Response Percent | Response Count |
|--|---|------------------|----------------|
| Support group of caregivers meeting in your community |  | 41.2% | 28 |
| Phone tree support between caregivers |  | 23.5% | 16 |
| Online support or chat room for caregivers |  | 27.9% | 19 |
| Call in radio show for caregivers |  | 4.4% | 3 |
| Phone in to a caregiver specialist to discuss issues and solutions |  | 55.9% | 38 |
| An individual that would come and provide respite care |  | 70.6% | 48 |
| A student nurse that would visit on a regular basis |  | 47.1% | 32 |
| A member of the community that enjoys visiting with caregiver |  | 41.2% | 28 |
| Call to a friend or family member |  | 48.5% | 33 |
| Crisis Hotline |  | 16.2% | 11 |
| | Other (please specify) | | 12 |
| | answered question | | 68 |
| | skipped question | | 6 |



| 24. I feel like I have adequate information on the following services in my area: | | | |
|---|--|---------------------------------|----------------|
| | | Response Percent | Response Count |
| Transportation |  | 75.4% | 43 |
| Food Programs |  | 66.7% | 38 |
| Social activities |  | 49.1% | 28 |
| Recreational activities |  | 31.6% | 18 |
| Respite care |  | 40.4% | 23 |
| Emergency medical services |  | 73.7% | 42 |
| Housing |  | 47.4% | 27 |
| Long term care |  | 31.6% | 18 |
| Residential Services |  | 22.8% | 13 |
| Medicare/Medicaid |  | 43.9% | 25 |
| | | <i>answered question</i> | 57 |
| | | <i>skipped question</i> | 17 |




| 25. I feel like I need more information on the following: | | | |
|--|---|--------------------------|-----------------------|
| | | Response Percent | Response Count |
| Transportation |  | 30.5% | 18 |
| Food Programs |  | 20.3% | 12 |
| Social activities |  | 42.4% | 25 |
| Recreational activities |  | 45.8% | 27 |
| Respite care |  | 52.5% | 31 |
| Emergency medical services |  | 23.7% | 14 |
| Housing |  | 28.8% | 17 |
| Long term care |  | 44.1% | 26 |
| Residential Services |  | 59.3% | 35 |
| Medicare/Medicaid |  | 54.2% | 32 |
| | | <i>answered question</i> | 59 |
| | | <i>skipped question</i> | 15 |




| 26. Do you find time to exercise? | | | |
|--|---|--------------------------|-----------------------|
| | | Response Percent | Response Count |
| Yes |  | 60.0% | 42 |
| No |  | 40.0% | 28 |
| | | <i>answered question</i> | 70 |
| | | <i>skipped question</i> | 4 |




| 27. Do you carve out some time to yourself? | | | |
|---|---|--------------------------|----------------|
| | | Response Percent | Response Count |
| Yes |  | 47.9% | 34 |
| No |  | 14.1% | 10 |
| Sometimes |  | 38.0% | 27 |
| | | <i>answered question</i> | 71 |
| | | <i>skipped question</i> | 3 |

| 28. Do you have someone you can call to help you when needed? | | | |
|---|--|--------------------------|----------------|
| | | Response Percent | Response Count |
| Yes |  | 76.8% | 53 |
| No |  | 23.2% | 16 |
| | | <i>answered question</i> | 69 |
| | | <i>skipped question</i> | 5 |

| 29. Have you noticed a change in sleep patterns? | | | |
|--|---|--------------------------|----------------|
| | | Response Percent | Response Count |
| Yes |  | 67.6% | 48 |
| No |  | 32.4% | 23 |
| | | <i>answered question</i> | 71 |
| | | <i>skipped question</i> | 3 |



| 30. Are you feeling tired, lethargic, and/or uninspired? | | | |
|--|---|--------------------------|----------------|
| | | Response Percent | Response Count |
| Yes |  | 38.6% | 27 |
| No |  | 18.6% | 13 |
| Sometimes |  | 42.9% | 30 |
| | | <i>answered question</i> | 70 |
| | | <i>skipped question</i> | 4 |





| 31. Have you noticed a change in eating habits? | | | |
|---|---|--------------------------|----------------|
| | | Response Percent | Response Count |
| Yes |  | 29.0% | 20 |
| No |  | 46.4% | 32 |
| Sometimes |  | 24.6% | 17 |
| | | <i>answered question</i> | 69 |
| | | <i>skipped question</i> | 5 |

| 32. Do you become easily agitated, anxious, angered, frustrated, and/or overwhelmed? | | | |
|--|---|--------------------------|----------------|
| | | Response Percent | Response Count |
| Yes |  | 26.8% | 19 |
| No |  | 29.6% | 21 |
| Sometimes |  | 43.7% | 31 |
| | | <i>answered question</i> | 71 |
| | | <i>skipped question</i> | 3 |

| 33. Do you feeling that nothing you do is good enough? | | | Response Percent | Response Count |
|--|--|--|--------------------------|----------------|
| Yes | | | 15.7% | 11 |
| No | | | 51.4% | 36 |
| sometimes | | | 32.9% | 23 |
| | | | <i>answered question</i> | 70 |
| | | | <i>skipped question</i> | 4 |

| 34. Your Age: | | | Response Percent | Response Count |
|---------------|--|--|--------------------------|----------------|
| Under 40 | | | 9.7% | 7 |
| 40-54 | | | 18.1% | 13 |
| 55-64 | | | 52.8% | 38 |
| 65-74 | | | 12.5% | 9 |
| 75-84 | | | 6.9% | 5 |
| 85 or older | | | 0.0% | 0 |
| | | | <i>answered question</i> | 72 |
| | | | <i>skipped question</i> | 2 |

| 35. Gender: | | | |
|--------------------------|--|-------------------------|-----------------------|
| | | Response Percent | Response Count |
| Male |  | 14.1% | 10 |
| Female |  | 85.9% | 61 |
| Other | | 0.0% | 0 |
| <i>answered question</i> | | | 71 |
| <i>skipped question</i> | | | 3 |

| 36. Ethnicity: | | | |
|---------------------------------|---|-------------------------|-----------------------|
| | | Response Percent | Response Count |
| Caucasian – Non-Hispanic |  | 83.6% | 56 |
| Caucasian – Hispanic |  | 1.5% | 1 |
| Asian/Pacific Island | | 0.0% | 0 |
| African American |  | 11.9% | 8 |
| Native American |  | 3.0% | 2 |
| | | Other (please specify) | 5 |
| <i>answered question</i> | | | 67 |
| <i>skipped question</i> | | | 7 |

| 37. Annual Household Income: | | | |
|------------------------------|--|--------------------------|----------------|
| | | Response Percent | Response Count |
| Less than \$10,000 | | 4.7% | 3 |
| \$10,000 - \$35,000 | | 31.3% | 20 |
| \$36,000 - \$55,000 | | 25.0% | 16 |
| \$56,000 - \$75,000 | | 14.1% | 9 |
| \$76,000 - \$100,000 | | 15.6% | 10 |
| Over \$100,000 | | 9.4% | 6 |
| | | <i>answered question</i> | 64 |
| | | <i>skipped question</i> | 10 |

| 38. Your educational level: | | | |
|-----------------------------|--|--------------------------|----------------|
| | | Response Percent | Response Count |
| High school or below | | 10.4% | 7 |
| Some college | | 37.3% | 25 |
| College graduate | | 23.9% | 16 |
| Post-graduate degree | | 28.4% | 19 |
| | | <i>answered question</i> | 67 |
| | | <i>skipped question</i> | 7 |